

Room-By-Room



Business Solutions

Cut Energy Use by up to 40% While Keeping Your Employees and Customers More Comfortable

Central control simplifies management in office environments. Even out temperature imbalances caused by sun exposure and poor design.

Your Building is Wasting Energy and Making You Uncomfortable

Most light commercial buildings use one or two thermostats to control the temperature for the entire building. While simple, it's inefficient and results in large temperature swings from one area to another, particularly between the ground-floor and upper levels in multi-level businesses.

You can add more thermostats and HVAC units, but this approach is expensive and increases ongoing costs. The lack of unified control doesn't allow advanced energy saving techniques and managing multiple thermostats is difficult. One thermostat may be configured correctly for off-business hours while another is not, wasting energy while the building is unoccupied.

Better by Design

Emme Room-by-Room was designed with the understanding that every building has its own, unique, heating and cooling requirements. It increases comfort and reduces energy costs by selectively conditioning the rooms that need it, minimizing conditioning in the rooms that don't. It drastically reduces hot and cold spots and temperature fluctuations between levels while providing easy to use energy saving tools.

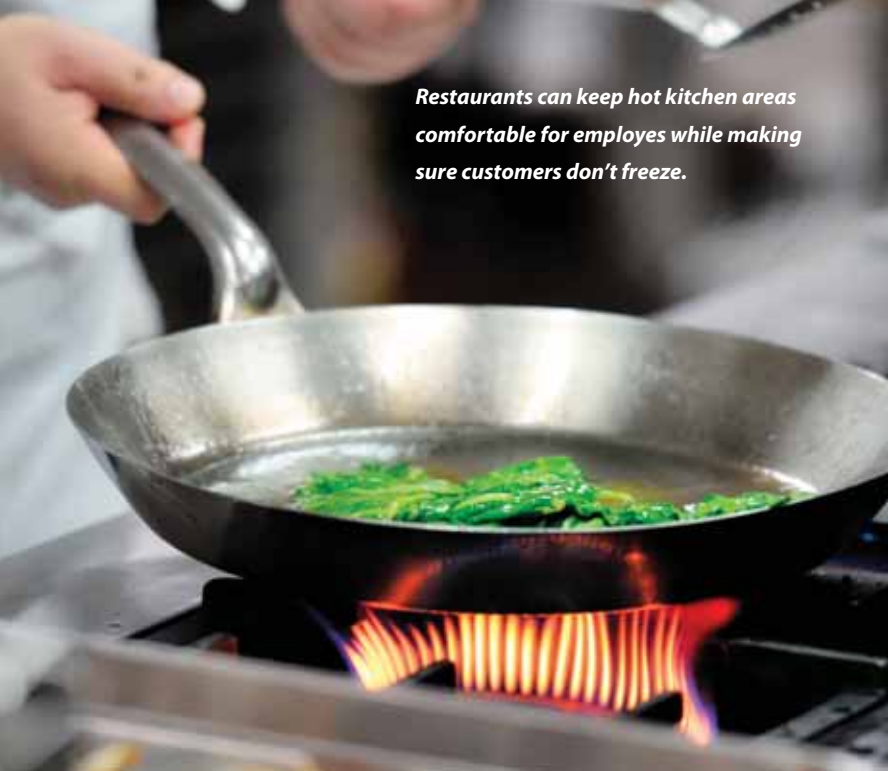
How It Works

When Emme Room-by-Room is installed, a wireless sensor, called a Smart Controller™, is placed in each room. The Smart Controllers provide up-to-the-minute temperature information for the entire building. Using this information, Emme Room-by-Room determines which rooms need heating, cooling, or circulation. Pneumatic dampers installed in each air duct allow the necessary rooms to be targeted without affecting the rest of the building. A master control unit, located near the air-handler, operates the dampers and the buildings heating, cooling, and circulation equipment.

An easy-to-use touch-screen display lets you create zones and temperature schedules. No thermostat or control system automatically balances the diverse needs of comfort and energy efficiency as well as Emme Room-by-Room.

**The Main Display
and wireless Smart
Controllers provide
control in every room.**





Restaurants can keep hot kitchen areas comfortable for employes while making sure customers don't freeze.

Save Up to 40% on Heating and Cooling

Emme Room-by-Room doesn't just provide added comfort, it can help reduce energy use as well. An independent study reported that after installing an Emme Room-by-Room system, owners lowered their heating and cooling energy use, some by 40%. Here are just a few of the ways Emme Room-by-Room helps you conserve energy:

- **Precise control that significantly reduces over-conditioning.**
- **"SAVER" mode that conserves energy in areas that are unoccupied, activate it with the simple press of a button.**
- **Smart Circulation™ automatically balances temperatures between hot and cold rooms by using the furnace fan, requiring no heating or cooling while providing comfort and conserving energy.**
- **24-hour energy history gives you the information you need to make smart heating and cooling choices. Learn which rooms use the most heating, cooling, and circulation and how much it costs to keep them comfortable.**

Emme Room-by-Room is internet connected—manage your heating and cooling from your smartphone, tablet or computer.



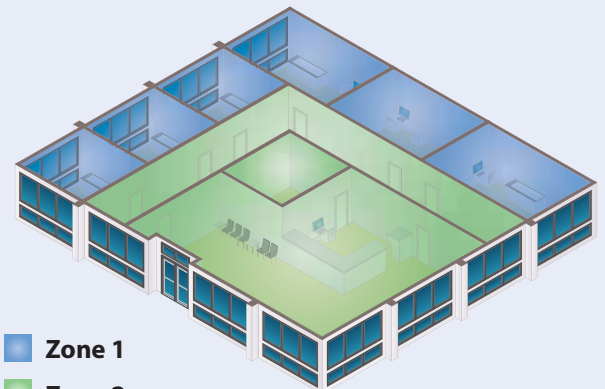
SmartZoning™

vs.

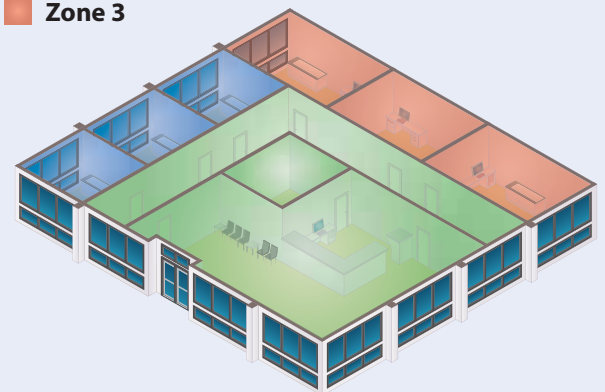
Traditional Zoning

Traditional zoning is heavily restricted by the physical constraints of your building. The existing duct work will dictate which rooms can be in which zones. Often times this means zones must consist of physically adjacent rooms, usually located on the same floor, and each zone will need to be roughly the same size. Once installed, there is no ability to modify your zones.

Emme Room-by-Room room-level SmartZoning removes all of the physical constraints associated with traditional zoning. SmartZoning is completely flexible. You can create new zones or move rooms between zones in seconds regardless of where the rooms are located in your building.



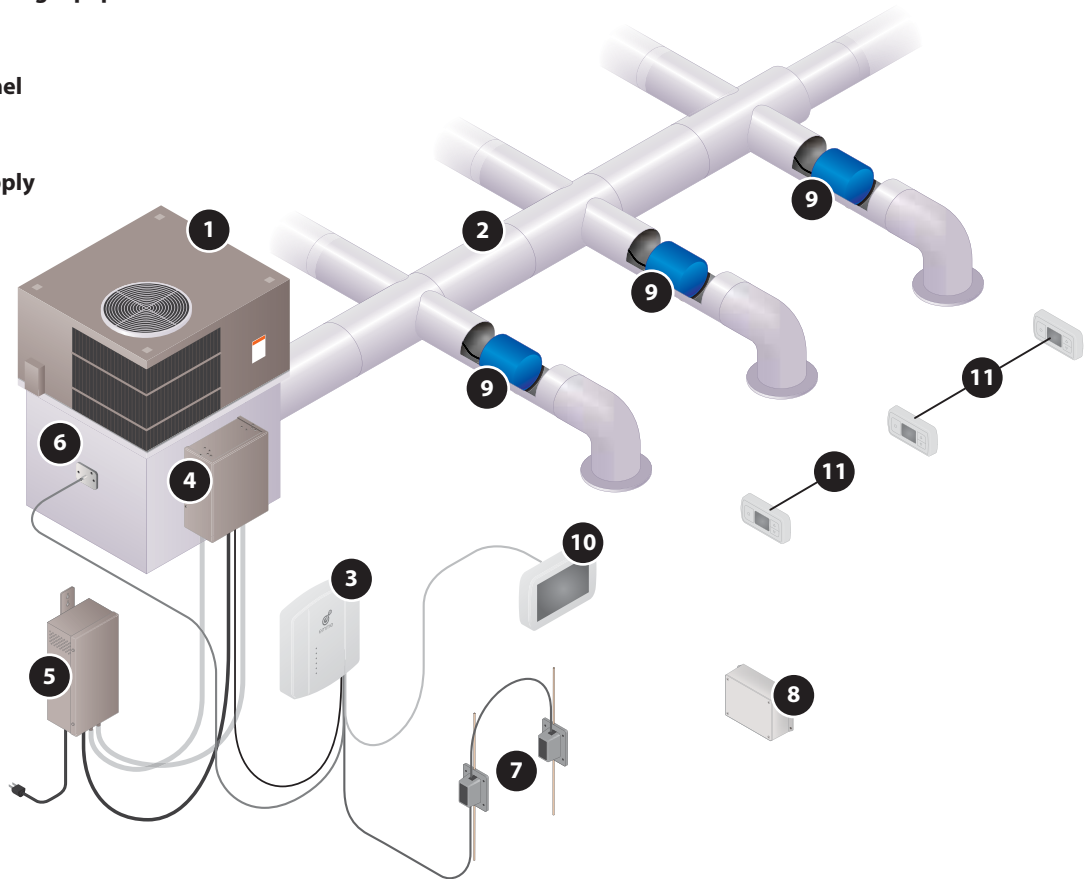
- Zone 1
- Zone 2
- Zone 3



Adding a new zone takes seconds with Emme Room-by-Room, adding a thermostat would require an HVAC contractor, another HVAC unit, and expensive duct remodeling.

Emme Room-by-Room

1. Existing Heating and Cooling Equipment
2. Existing Ductwork
3. Equipment Interface Panel
4. Valve Control Unit
5. Air Pump and Power Supply
6. Plenum Sensor
7. Wireless Receiver
8. Outside Monitor
9. Pneumatic Damper
10. Main Display
11. Smart Controller



Fix Temperature Imbalances and Reduce Energy Costs without Remodeling.

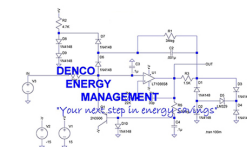
If you're looking for a way to keep your employees and customers comfortable while saving energy, look no further. Emme Room-by-Room is perfect for any new or existing business using forced-air heating and cooling. Installation takes just a day or two and requires no cutting or drilling into walls, floors, or ceilings. Now is a great time to experience the flexible, efficient comfort of Emme Room-by-Room. For more information contact your local authorized Emme Room-by-Room System dealer.



Medical clinics can ensure that examination rooms stay comfortable. Unused rooms can be turned "off" at the push of a button.



As seen on:



23 Westminster Road
West Hempstead, NY 11552

516 445-6799

dennis@dencoenergymanagement.com

www.dencoenergymanagement.com